







"Take it Easy"

Guitar Chords

																										
G	D	C																								
<table style="border-collapse: collapse;"> <tr><td style="padding-right: 5px;">T</td><td style="padding-right: 5px;">3</td><td style="border-left: 1px solid black; padding-left: 5px;">2</td><td style="padding-left: 5px;">0</td></tr> <tr><td style="padding-right: 5px;">A</td><td style="padding-right: 5px;">3</td><td style="border-left: 1px solid black; padding-left: 5px;">3</td><td style="padding-left: 5px;">1</td></tr> <tr><td style="padding-right: 5px;">B</td><td style="padding-right: 5px;">0</td><td style="border-left: 1px solid black; padding-left: 5px;">2</td><td style="padding-left: 5px;">0</td></tr> <tr><td style="padding-right: 5px;"></td><td style="padding-right: 5px;">0</td><td style="border-left: 1px solid black; padding-left: 5px;">0</td><td style="padding-left: 5px;">2</td></tr> <tr><td style="padding-right: 5px;"></td><td style="padding-right: 5px;">2</td><td style="border-left: 1px solid black; padding-left: 5px;">0</td><td style="padding-left: 5px;">3</td></tr> <tr><td style="padding-right: 5px;"></td><td style="padding-right: 5px;">3</td><td style="border-left: 1px solid black; padding-left: 5px;">0</td><td style="padding-left: 5px;"></td></tr> </table>	T	3	2	0	A	3	3	1	B	0	2	0		0	0	2		2	0	3		3	0			
T	3	2	0																							
A	3	3	1																							
B	0	2	0																							
	0	0	2																							
	2	0	3																							
	3	0																								

																										
Em	Am	Em/D																								
<table style="border-collapse: collapse;"> <tr><td style="padding-right: 5px;">T</td><td style="padding-right: 5px;">0</td><td style="border-left: 1px solid black; padding-left: 5px;">0</td><td style="padding-left: 5px;">0</td></tr> <tr><td style="padding-right: 5px;">A</td><td style="padding-right: 5px;">0</td><td style="border-left: 1px solid black; padding-left: 5px;">1</td><td style="padding-left: 5px;">0</td></tr> <tr><td style="padding-right: 5px;">B</td><td style="padding-right: 5px;">0</td><td style="border-left: 1px solid black; padding-left: 5px;">2</td><td style="padding-left: 5px;">0</td></tr> <tr><td style="padding-right: 5px;"></td><td style="padding-right: 5px;">2</td><td style="border-left: 1px solid black; padding-left: 5px;">2</td><td style="padding-left: 5px;">0</td></tr> <tr><td style="padding-right: 5px;"></td><td style="padding-right: 5px;">2</td><td style="border-left: 1px solid black; padding-left: 5px;">2</td><td style="padding-left: 5px;">7</td></tr> <tr><td style="padding-right: 5px;"></td><td style="padding-right: 5px;">0</td><td style="border-left: 1px solid black; padding-left: 5px;">0</td><td style="padding-left: 5px;">0</td></tr> </table>	T	0	0	0	A	0	1	0	B	0	2	0		2	2	0		2	2	7		0	0	0		
T	0	0	0																							
A	0	1	0																							
B	0	2	0																							
	2	2	0																							
	2	2	7																							
	0	0	0																							

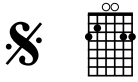
Take your time and learn these chords first. You can strum them or go into finger-picking. You also want to practice moving from one chord into the other in time. In the beginning, that is the most difficult problem, but the good news is, it's just a matter of practice and you'll master these transitions.

"Take it Easy"

Guitar Chords Progression

Originally written by
Jackson Browne & Glenn Frey

A



G



G



G



D



C

(Am' for the 2nd time)

	3	3	3	3	2	0
T	3	3	3	3	3	1
A	0	0	0	0	2	0
B	2	2	2	0	0	2
	3	3	3	0	3	3



G



D



C



G

	3	2	0	3
T	3	3	1	3
A	0	2	0	0
B	2	0	2	0
	3	0	3	3



Em



D



C



G

	0	2	0	3
T	0	3	1	3
A	0	2	0	0
B	2	0	2	0
	2	0	3	2
	0			3



Am



C



Em



Em/D

	0	0	0	0
T	1	1	0	0
A	2	0	0	0
B	2	2	2	0
	0	3	2	7
			0	0

Em D C G

	0	2	0	3
T	0	3	1	3
A	0	2	2	0
B	2	0	2	0
	2	0	3	3
	0			

Am C Em Em/D Del

	0	0	0	0
T	1	1	0	0
A	2	2	0	0
B	2	2	2	0
	0	3	2	7
			0	0

D C C G G

(This is the 'ooh-section' for the vocals which repeats ...)

	0	0	3	3
T	1	1	3	3
A	0	0	0	0
B	2	2	2	2
	3	3	3	3

C C G Fmaj7 C C Em (fade out ...)

	0	0	3	0	0	0	0	0
T	1	1	3	1	1	1	0	0
A	0	0	0	2	0	0	0	0
B	2	2	0	3	2	2	2	2
	3	3	2	3	3	3	2	2
			3				0	0

Roadmap of the Song:

- 1) Play through letter A and through the first ending until you hit the repeat sign
- 2) Play through letter A again, skip the first ending and jump to the second one and play until you reach the "Del sign. From here, jump to the beginning again
- 3) Play through letter A until you hit the coda sign and jump to letter D
- 4) Play through letter D twice and now play the last line